


Twas the Night After Christmas



A Christmas
Musical for Children

Created
by:

Pam Andrews

Arranged
by:

John DeVries

Hello everyone!

Welcome to ~~Twas the Night After Christmas~~. I am so delighted to again be bringing you another Christmas musical. I love Christmas! Yes, we are so busy, especially as choir directors, that we often do not shop for presents until the days AFTER the musical. We are the last to put our decorations up and also the last to take them down. We are the last to mail or email out our Christmas cards. Christmas is a wild time...but I still love it.

Christmas is an official day that we REMEMBER JESUS! On the evening of December 24th my family heads to our Christmas Eve service at church. We then come home, eat chili and cheese dip, then my husband, Dave, reads the Christmas story from the Bible. When the kids were little we would head out in our car to drive around in our pj's looking at Christmas lights while listening to Christmas carols on the radio. Christmas morning, we all get up and head to the living room to open presents. FUN!!! Finally, Dave and I head to the kitchen to make our traditional Christmas breakfast of pancakes, eggs, bacon, sausage, biscuits and gravy. Even writing these traditions down to share with you is great fun.

BUT, the next day, Christmas is over, not to return for 364 days. Christmas, OVER? How terrible! Okay, I know, many of us are ready for our normal routine to return, but in our hearts don't we all wish we had the spirit of joy throughout the year?

For some time now, the Lord has laid the dilemma of how, as believers, we can keep the joy of Jesus and his birth in our hearts throughout the year. ~~Twas the Night After Christmas~~ is the wonderful musical He gave me as inspiration.

The annual Christmas celebrations are over. A family is about to store away the decorations when the mom decides to separate some of the decorations for a yard sale. The Angel is worn and has a broken wing because she is a favorite toy of the daughter, Leigh. Should the angel go to the yard sale? The joy is that in the musical, the decorations actually come to life and console the angel. But in the end, the mom uses the broken angel to remind the family of Jesus and his love throughout the year.

Twas the Night After Christmas



Created
by:

Pam Andrews

Arranged
by:

John DeVries

Index of CD Points

	Listening CD	Split Track CD
Twas the Overture	1	1
It's Christmas.	2	4
Scene 1	3	
His Name Is Jesus	4	12
Scene 2	5	
Celebrate	6	20
Scene 3	7	
Yard Sale	8	35
Scene 4	9	
You Gotta Look Up	10	41
Scene 5	11	
Angels Medley	12	48
Scene 6	13	
Dear Lord	14	56
Scene 7	15	
Remember Jesus Every		
Day of the Year	16	66
Scene 8	17	
Christmas Should Happen		
Each Day—Final	18	73
Twas the Bow Music	19	80

Index of Songs & Scenes

Twas the Overture	4
It's Christmas	8
Scene 1	16
His Name Is Jesus	18
Scene 2	24
Celebrate	27
Scene 3	37
Yard Sale	39
Scene 4	44
You Gotta Look Up	45
Scene 5	52
Angels Medley	53
Scene 6	60
Dear Lord	61
Scene 7	68
Remember Jesus Every Day of the Year	71
Scene 8	78
Christmas Should Happen	
Each Day—Final	79
Twas the Bow Music	87

Twas the Overture

CD: 1 Split: 1

Energetic swing, in "2" ♩ = 90

Words and Music by
PAM ANDREWS
Arr. by John DeVries

N.C. Fmi/Bb Gmi/Bb Abmi/Bb Db²/Bb D²/Bb

5 **A** Eb N.C.

9 F² N.C.

13 **B** Split: 2
Gmi/Bb F/C CSUS F F Dmi Gmi⁷ C



Twas the Overture

17 Fmaj⁷ B \flat C F/A B \flat maj⁷ B \flat F/C C

21 F Dmi Gmi⁷ C Fmaj⁷ B \flat

24 C F/A B \flat maj⁷ B \flat F/C C F

C Slowly **Split: 3** *accel. poco a poco*

28 C Gmi/D Gmi/E F Gmi F/A B \flat ²

31 F Gmi F/A B \flat ² *a tempo* A⁷ Dmi

Twas the Overture

34 Gmi⁷ G/B Gmi⁷(add4) C⁷ F Eb⁷ D⁷(#9)

37 Gmi⁷(add4) C⁷ F Eb⁷ D⁷(b₉) D⁷ Gmi⁷

40 C⁷ F N.C.

Opening Scene

(Living Room—The family is gathered in their robes around the TV watching a Christmas Concert.)

CD: 2**(Over music)**

Announcer: (Standing in front of the choir.)

Well, folks the clock on the wall says that we're out of time. We hope you have had a wonderful Christmas Day. Now we want to bring a little joy to you out there in TV land. So to close our show we will be hearing from the Union Elementary Kids' Choir. This is Jack Holiday along with the staff and crew of Holiday's Christmas Show, wishing you a very Merry Christmas! See you again next year!

It's Christmas

Joyfully, with energy ♩ = 94

CD: 2 Split: 4

Words and Music by
PAM ANDREWS

Arr. by John DeVries

Jack Holiday: "Well folks, the clock on the wall says that we're out of time.
We hope you have had a wonderful Christmas day. Now we want to bring a little
joy to you out there in TV land.

F/C Db/C Bb/C Db/C

So, to close our show, we'll be hearing from the Union Elementary Kids' Choir.

3 F/C Db/C Bb/C Db/C

This is Jack Holiday along with the staff and crew of the Holiday's Christmas Show
wishing you a very Merry Christmas! See you again next year!

5 F/C Split: 5 Db/C Bb/C Db/C

7 **A** choir

Light the lights; trim the tree, the wreath is on the door.

F/C Db/C Bb/C F/C



PamAndrewsMusic.com

It's Christmas

9

Christ-mas cards_ have all been sent, pre-sents on_ the floor.

Gmi⁷ F/A B^b C

11

"Si-lent Night," "We Three Kings," the car-ol-ers_ all sing: "The

F/C D^b/C B^b/C F/C

13

Split: 6 opt. upper harm.

twen-ty- fifth is fi-n'lly here. Now the bells will ring." It's

Gmi⁷ F/A B^b C C^{sus} C B^{b2}/C

16

B

Christ - mas; it's Christ - mas. Ex - cite-ment's in_ the air. It's

C/F F C/F F B^b F/A

10

It's Christmas

18

Christ - mas; it's Christ - mas. Smiles are eve - ry-where The

C/D Dmi C/D Dmi Bbmaj⁷ C

20

star a - top_ the Christ-mas tree shines out bright for all to see.

C#^o A/C# Bbmaj⁹ Dmi

22

Joy has come for you and me. It's Christ-mas, it's Christ-mas, the

Gmi⁷ C C Dmi Gmi⁷ F/A

24

best day of _ the year.

Gmi⁷ CSUS F C/F F Bb F Cmi/A

Split: 7

It's Christmas

27 C

Time to shop for Un - cle Ted, Aunt - ie June and Cous - in Ned.

B \flat F/A Gmi⁷ F/A

29

Christ - mas cook - ies green and red, Christ - mas Day_ is here!

B \flat Dmi C Dmi C/E F E \flat C^{SUS} C

31

Wrap the pres - ents; tie the bow. Tin - sel made of red and gold,

B \flat F/A Gmi⁷ F/A

33

Can - dles_ shin - ing all_ a - glow, Yes, Christ - mas Day_ is here! The

B \flat Dmi C Dmi C/E F E \flat C

It's Christmas

35

Split: 8

world is full of Christ-mas cheer!

Bb Gmi7 Bb C

Edit-->

38

Split: 9

Group 1

best day of the year. The

Gmi7 CSus F C/F F

40

D *mp*

opt. group 2

twen-ty-fifth (the twen-ty-fifth) is fin-'lly here (is fin-'lly here). The

F/C Db/C

Edit-->

Edit--->

46 Split: 10

Now the bells will ring: now the bells will ring.

B \flat C C D

48 opt. upper harm. E

It's Christ - mas; it's Christ - mas. Ex -

D^{SUS} D D^{2sus4} C²/D D/G G D/G G

50

cite-ment's in the air. It's Christ - mas; it's Christ - mas.

C G/B D/E Emi D/E Emi

It's Christmas

52

Smiles are eve - ry-where. The star a - top_ the Christ-mas tree

Cmaj⁷ D D#^o B/D#

54

shines out bright for all to see. Joy has come for you and me. It's

Cmaj⁹ Emi Ami⁷ D

56

Christ - mas, it's Christ - mas, the best day of_ the

D Emi Ami⁷ G/B Ami⁷ DSUS

58

year. It's Christ-mas, it's Christ-mas, the

Emi Emi/D Cmaj⁷ Cmaj⁹ D Emi Ami⁷ G/B

Split: 11

It's Christmas

60

best day of the year. It's Christ - mas; it's

Ami⁷ DSUS G D/G G

62

Christ - mas. It's Christ - mas!

D/B G/B D G/D DSUS G

Scene 1 CD: 3

(Living Room—Whole family, Dad turns off the TV.)

Matt: That was a great show, dad. That kids' choir was awesome.

Dad: It sure was. I don't know about you all, but I'm thinking this was the best Christmas ever.

Mom: Sure was. I just love Christmas!

Leigh: You guys say that every year.

Dad: Well, maybe we do. Christmas is special. I like the decorations and Christmas spirit AND all that delicious Christmas cooking. Your mom makes a mean red velvet cake.

Mom: I even like Christmas shopping for you guys.

Leigh: I love all the decorations. I think our tree is the prettiest one we've ever had.

Mom: I love all the decorations, too, Leigh. Just look how pretty our house looks. There's the wreath on the door.

Dad: Wasn't that the wreath we got at that flea market on our vacation?

Mom: Yes, and that's where we also bought that Salmark Keepsake Christmas Ornament. You know, the one we hang in the middle of the tree. The one with our family picture in the middle.

Matt: Yeah, I like that ornament...shows how totally awesome I look.

Mom: I think my favorite might be our Christmas tree.

Dad: I do like going to the Christmas tree farm and cutting it down each year.

Matt: I helped with the cutting this time.

Leigh: Helped...you just held the tree while Dad cut.

Matt: Like I said...I helped.

Mom: You know what my favorite decoration is...

Dad: You are a "star" woman.

Mom: Yes, I must admit, I just love our star. It's the most beautiful star in the world to me.

Matt: Mom, you just like it because you've had that star since you were a kid.

Mom: You may be right, Matt, but I still love that old star. It reminds me of the Wise Men that traveled to see Jesus. Christmas is just not Christmas without our Christmas tree star.

Leigh: I got to put the star on top this year. I like the star, too, mom.

Matt: I think the lights are awesome. It is really cool to see them blink on the tree and in the yard. Hey dad, do you think we could put the outside lights into a computer program next year? That would be massive.

Dad: We'll see, Matt.

Leigh: I love the Mary and Joseph and Baby Jesus. Hey, Dad, how did Jesus get his name?

Dad: Leigh, Jesus is God's son. The angel Gabriel actually appeared to Mary and told her to name her baby Jesus...which by the way means, "God will Help."

Mom: And just imagine how many people Jesus has helped!

Dad: Too many to count. Jesus...what a wonderful name! Leigh, could you hand me my guitar.

Leigh: I'm feeling a song coming on.

His Name Is Jesus

CD: 4 Split: 12

Moderately ♩ = 84

Words and Music by
PAM ANDREWS
Arr. by John DeVries

I C Dmi G^{SUS} G

5 **A** Father:
Here we are to - geth - er; we're a fam - i - ly.

C Dmi

7
Noth - ing could be bet - ter than this time a - round the Christ - mas tree. But

G⁷ C

9
we must all re - mem - ber we are not a - lone. Yes,

F C G⁷ E



PamAndrewsMusic.com

Copyright © 2011 by Pam Andrews Publishing, 1207 Spearpoint Drive, Hendersonville, TN 37075 USA. All Rights Reserved.
UNAUTHORIZED DUPLICATION PROHIBITED BY LAW

His Name Is Jesus

11 Split: 13

there is One Who loves us; He makes our hearts His throne.

Dmi G

13 + choir, opt. upper harm. **B** 

His name is Je - sus; we are His

Gsus G Dmi G7

15

fam - i - ly. He loves each one of us

C Ami Dmi

and He loves you and me. His name is

G7 C A7/C#



His Name Is Jesus

Je - sus, that's why we cel - e - brate. It's time to

Dmi G7 C

20 sing; let bells all ring. Born is our King: His name is

F Dmi Bb Gsus

22 Split: 1st time: 14 • 2nd time: 16

Je - sus.

Csus C Csus C

24 C Vs. 1: Father
Vs. 2: Father + choir

1. Ma - ny years — a - go in a town called Beth - le - hem, — To
2. Jo - seph searched and searched for a place for mom and child, — but

Dmi C

His Name Is Jesus

26

reg - is - ter_ their names, the peo - ple came._
found there was_ no room left at the inn._

Dmi C

28

Lit - tle did they know that
All that he could find_ was a

G

Edit-->

His Name Is Jesus

32 D choir

Joy to the world! The

Lord is come! Let earth re-ceive her

King; Let eve - ry heart pre -

pare Him room, And heav'n and na - ture sing, And

G^{SUS} G G^{SUS}/A G/B C G/C C Dmi⁷ C/E F

C/G G C F/G C Dmi Emi⁷ Dmi/F G Ami⁷ G/B

C G/C F/C C G C C F/C G/C C

C F/C G/C C C Fmaj⁷ A A^{SUS}/B A/C#

His Name Is Jesus

40

heav'n and na - ture sing, And heav-en, and heav-en, and

Dmi Bbmaj7 G GSUS/A G/B C Fmaj7 Emi7 A7

42

Split: 18

Father + choir, opt. upper harm. **D.S. al Coda**

na - ture sing. His name is

Dmi9 G7 C F/C C GSUS G

EDIT-->

Scene 2 CD: 5

(Living Room—Whole family, Dad puts down his guitar.)

- Dad: So you see, kids, Christmas is all about Jesus.
- Leigh: Another favorite Christmas memory is you singing and playing your guitar, Dad.
- Mom: That was wonderful, dear, but, alas, the clock on the wall says it's about that time.
- Matt: Oh, mom, please! Can't we stay up a little longer?
- Leigh: I'm not even tired. I don't want Christmas to end! Just think, tomorrow night will be "Twas the night after Christmas." That sounds so terrible. We'll have to wait twelve whole months until Christmas comes again.
- Matt: Or 52 weeks...
- Leigh: Or 365 days.
- Matt: Hey Dad, where's your cell phone?
- Dad: Here it is son.
- Matt: (Matt takes Dad's cell phone and multiplies on his cell phone) Or 8760 hours. (Matt continues multiplying) or 525,600 minutes or 31,536,000 seconds.
- Leigh: Stop, Matt, you are making me even more depressed.
- Dad: Hey kids, don't you remember. We still have more fun to look forward to. We'll be heading to Grandma's this week for a visit. I hear she has baked her famous Christmas tree cookies.
- Matt: Yes, one or Grandmas' Christmas tree cookies and I'm smiling all day.
- Dad: But, before we go, we have lots of work to do.
- Mom: Yes, we need to have all the Christmas decorations boxed and put away before the trip.

- Dad: In fact, I brought the boxes down from the attic a little while ago so we could get right to work in the morning. (Dad points to the boxes)
- Leigh: I love seeing Grandma, but I **don't** like taking down the tree and decorations. It means Christmas is officially over.
- Mom: I know, Leigh. I love the tree, too, but we'll be gone for a week and when we come home Dad and I go back to work and you two have to head back to school...so the tree and the decorations have to go.
- Matt: What's with the yard sale box, mom?
- Mom: I just thought we might clean out some of the older decorations as we put things away. Out with the old and in with the new!
- Matt: (Matt picks up the angel) Hey, I think we could begin with this old angel. Look, the wings are broken.
- Leigh: (Leigh grabs the angel from Matt) No, not the angel. She's my favorite. I love her sparkly wings.
- Matt: More like bent wings. Look at her. Her wings are definitely not flight worthy. Sleeping with that angel every night has totally left her looking yard sale ready.
- Mom: Maybe we can shop for a new angel next year, Leigh.
- Leigh: No way, she's beautiful...simply beautiful. (to the angel) Don't listen Christmas Angel. You're still just as pretty as ever.
- Dad: Don't worry, Leigh. We can talk about it later. Come on, maybe we have time for a Christmas book.
- Matt: Okay, I'll get the book.
- Mom: I'll get some hot chocolate.
- Leigh: Good night, Christmas Angel. (Leigh sets the angel on the table, the family exits.)

(Ornament Set)

(Music and smoke machine. The Choir puts on their baseball hats which are decorated with lights, miniature trees, ornaments, stars, and wreaths.)

- Chris: (To the choir) Merry Christmas fellow decorations!
- Choir: Merry Christmas!
- Chris: Wow, it's so great to finally be able to move. My branches are stiff from standing so tall.
- Berry: (Arms above head, hands clasped then down to sides) I know, Chris, my arms are exhausted from all that hanging. I thought the humans would never leave.
- Blink: Blink, blink, blink...are all my lights working, Star?
- Star: You're looking great, Blink. Very colorful.
- Blink: Good. I was worried that one of my circuits was malfunctioning.
- Sal: Excuse me. Your lights have been interrupting my twirl.
- Star: Cut it out Sal. You are no more special than the rest of us.
- Choir: Yeah, we're special too. We look good. I love my star and lights.etc.
- Sal: You must be joking. I am a Salmark ornament...a keepsake. You all can be replaced. I am one of a kind.
- Star: Oh, brother. Get off your high limb and join the rest of us, Sal. Christmas is almost over. We have only a few hours left. Look how beautiful the human home is this year. There are wreaths and lights; stars and Christmas trees everywhere. It seems the mom has decorated every room this year.
- Sal: A little over done if you ask me. So many decorations...lacks overall taste and elegance.
- Choir: (Choir is grumbling.) Can you believe that? Dude! Oh brother. He is simply unbelievable. How annoying!
- Star: Sal, Remember, 'tis the season to be jolly. The mom in this house always made the house festive and colorful. All these decorations just add to the celebration. It's Christmas, Sal. It's time we celebrate!

Celebrate

CD: 6 Split: 20

Energetic swing, in "2" ♩ = 90

Words and Music by
PAM ANDREWS
Arr. by John DeVries

N.C. Fmi/Bb Gmi/Bb Abmi/Bb Db²/Bb D²/Bb

5 **A**

Deck the halls with boughs of hol - ly.

E^b N.C.

9 **B**

Deck the halls with boughs of hol - ly.

F² N.C.

The musical score is written for piano in 2/4 time with a key signature of two flats (Bb and Eb). It consists of three systems. The first system (measures 1-4) features a piano introduction with a treble clef melody and a bass clef accompaniment. The second system (measures 5-8) includes a vocal line starting at measure 5 with the lyrics 'Deck the halls with boughs of hol - ly.' and a piano accompaniment. The third system (measures 9-12) continues the vocal line and piano accompaniment. Chord symbols are provided above the piano parts: N.C., Fmi/Bb, Gmi/Bb, Abmi/Bb, Db²/Bb, D²/Bb, E^b, N.C., F², and N.C.



PamAndrewsMusic.com

Copyright © 2011 by Pam Andrews Publishing, 1207 Spearpoint Drive, Hendersonville, TN 37075 USA. All Rights Reserved.
UNAUTHORIZED DUPLICATION PROHIBITED BY LAW

Celebrate

13 opt. upper harm. Split: 21

Fa, la, la, la, la, la, la, la, la.

Gmi/Bb F/C CSUS C F2

17 C

Look at us; we all are blessed.

21

We are blessed a - bove the rest. We've a job we do each year. We're

25

spread-ing joy and Christ-mas cheer. Let's make things per-fect-ly clear.

28 Split: 22 CSUS

Let's make things per-fect-ly clear.

32

D 

Celebrate

We're here to cel - e - brate, cel - e - brate the new - born King.

C Bb9 F6 Bb9 F6 Bb C7 F6

36

We're here to cel - e - brate, cel - e - brate, al - le - lu - ia we

Bb9 F6 Bb9 F6 G7 G7(#5) G13

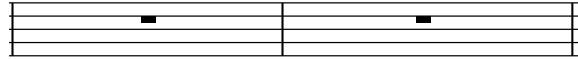
40

sing. Je - sus is the rea - son we have this bless - ed sea - son, So let's


C9 Bb9 F6 Bb9 F6

EDIT--->

C elzbrate



EDIT--->

Bb⁹ F⁶ Bb/C F⁹

E 1. Berry

53

I'm a wreath so round and green. I nev - er end like the

56

Split: 24

F Chris

love God brings. I'm a tree;_ I

Bb⁹ F⁶ Bb/C F⁹

60

stand so tall. To heav-en I point, bring-ing joy to all.

63 Split: 25 G Blink

B \flat ⁹ F⁶ B \flat /C F⁹ I am the light that

66 Split: 26

shines in the dark Like Je - sus the Sav - ior Who shines in your heart.

69 choir | 2. H Sal

We're here to I am Sal, so

72

spe - cial am I. I hang a - round; I spar - kle and shine.

Celebrate

75 Split: 28 I Star

B \flat ⁹ F⁶ B \flat /C F⁹ I am the star_ who
shines through the night. I show the wise men the way of my light.

78

81 Split: 29 J Angel

B \flat ⁹ F⁶ B \flat /C F⁹ I am the an - gel; I
tell of His birth. Sing glo-ry to God_ and peace to the earth.

84

87 Split: 30 Sing

F/C Db/C B \flat /C B \flat /C C Dmi/C C⁷ Sing

C elzbrate

91 **K**

glo, — sing glo, — sing glo, — sing glo - ri - a

F Dmi Gmi⁷ C Fmaj⁷ Bb C

95

in ex - cel - sis De - o. Sing glo, — sing glo, — sing

F/A Bbmaj⁷ Bb F/C C F Dmi Gmi⁷ C

EDIT--->

C elzbrat 

106 M Mary _____ Joseph _____ Both

I am Ma - ry and Jo - seph am I. Off to Beth - le - hem

(8)

F Gmi/F F Gmi/F F B  F F Gmi/F F

109

we did ride. There was no room in the inn to stay, So

(8)

F B /F C7 F Gmi/F F Gmi/F F B  F

112 Split: 32 solos + choir

Je - sus was born in a stab - le of hay. A -

(8)

F Gmi/F F C7 F C Dmi7 C/E F C7/G F/A

116 N

Celebrate

way in a man - ger, no crib for a bed, The lit - tle Lord

Fmaj7 F6 Bb Fmaj7 Gmi7(add4)

121

Je - sus laid down His sweethead. The stars in the sky — looked

C Bb/F F Gmi7 C Fmaj7 F6

126

down where He lay, The lit - tle Lord

Bb Fmaj7 Gmi7 F

Rit.

EDIT-->

[Snlit: 33]

Celebrate

135 Split: 34 P

born! He is born! Let's celebrate, yes,

F Bb⁹ F⁶ Bb⁹ F⁶

138

celebrate; Jesus, Jesus, is

Bb⁹ F⁶ Gmi⁷ F/A Bb Bbmaj⁷/C

141

born! He is born!

F⁶ Bb⁹ F⁶

Scene 3 CD: 7

(Ornament Set)

(Angel moves to the corner and is looking sad.)

Star: Hey, Angel, why the long face?

Angel: Just look at me, Star. My wings are drooping. I really like my little human friend, but all her hugging has knocked off most of my sparkles. I fear I'm not pretty enough to watch over the manger any more.

Choir: No. Gasp. You are fine. You are still needed. etc.

Mary: You are lovely, my dear. And haven't you heard, beauty is in the eye of the beholder.

Sal: Yes, beauty is only skin deep. Though, you must admit my shine is definitely brighter than all the other ornaments.

Joseph: Sal...you are supposed to be making Angel feel better. The little human plays with us, too. We're not perfect.

Angel: But, you are the nativity. You have Baby Jesus. You're what Christmas is all about. I'm just a broken angel. Didn't you hear the humans...I can be replaced.

Sal: I must say you do look a little bit droopy. It is so nice to be a Salmark ornament. We are of the highest quality. Keepsakes, you know! You angels always seem to end up on some yard sale table.

Berry: Angel, don't listen to Sal. Just because he is a Salmark Ornament he thinks he knows everything!

Chris: Yeah, Cut it out, Sal.

Blink: Angel, you look great. In fact you twinkle!

Angel: Thanks Blink, but I'm afraid Sal is right. You heard the humans...yard sale.

Sal: Last year the humans got rid of the entire box of Christmas ornaments. I heard they were hanging in a Good Samaritan Store downtown and they were all sold to different families.

Berry: (Shaking head.) Yes, that was a sad day.

Blink: Be quiet, Sal. You're scaring Angel.

Chris: Angel you won't be in a human yard sale. You'll be joining us in the storage box and will be ready for Christmas next year. Just wait, you'll see.

Sal: I wouldn't be so sure.

Yard Sale

CD: 8 Split: 35

Moderately ♩ = 86

Words and Music by
PAM ANDREWS
Arr. by John DeVries

1 Sal A

The musical score is written in G major and 4/4 time. It consists of three systems of music. Each system includes a vocal line and a piano accompaniment. The piano part features various chords and rhythmic patterns, including a triplet in the final system. The lyrics are: 'You think that all is fine, eve - ry - thing's di - vine, You are look - ing good, just like an an - gel should. But then one lit - tle smudge will'.

System 1: *Gmi*⁷ *C*⁹ *C7(b9)* *Fmaj*⁷ *C13(b9)* *Gmi* *Gm(#5)* *Gmi*⁶

System 2: *F* *F(#5)* *F*⁶ *C*² *C* *Cmaj*⁷ *C*⁷

System 3: *F* *A7(#5)* *Gmi* *Gm(#5)* *Gmi*⁶



PamAndrewsMusic.com

Copyright © 2011 by Pam Andrews Publishing, 1207 Spearpoint Drive, Hendersonville, TN 37075 USA. All Rights Reserved.
UNAUTHORIZED DUPLICATION PROHIBITED BY LAW

Yard Sale

8

make your heart feel drudge. You're not spe-cialan-y-more, you're not

F F(#5) F6 G7 G13 G7(#5)

10 *rit.* Split: 36 a tempo ♩ = 122 choir **B**

head-ing to a store. At the Yard sale, you can

C⁹ C7(b9) C⁷ N.C. F Gmi

13

buy this for a dime. At the yard sale, don't you

F/A Bb² F Gmi

15

cry and don't you whine. You are luck - y you will last; you won't

F/A Bb² A⁷ Dmi

17

Yard Sale

end up in the trash. A yard sale is where you be-long; A

Gmi G/B Gmi7(add4) C7 F Eb7 D7(#9)

20

Split: 1st time: 37 • 2nd time: 39

1.

C opt. upper harm.

yard sale is where you be-long. See those wings all bro-ken,

Gmi7(add4) C7 F F

23

Split: 38

glit-ter on the floor. Your ha-lo is so crook-ed; you're head-ing out the door.

Dmi7

26

2.

D

To the long. Five cents, ten cents,

C Gmi/D Gmi/E C7

Yard Sale

fif-teen, twen-ty, Twen-ty - five cents, I think that's fine.

F C F C⁷ F C F

32

Thir-ty cents, for-ty cents, fif - ty and six-ty, Sev'n-ty, eight-y nine-ty, a

C⁷ F C F G⁷

35

dol-lar is fine. Now you're worth a dime. At the

C⁷ Dmi⁷ C/E C⁷ Dmi⁷ C/E C Gmi/D Gmi/E

molto rit. *molto rit.* Slower Tempo

Split: 40

38

E *accel. poco a poco*

Yard sale, you can buy this for a dime at the yard sale. Don't you

F Gmi F/A B^{b2} F Gmi

Yard Sale

a tempo

41

cry and don't you whine. You are luck - y you will last; you won't

F/A B \flat A 7 Dmi

43

end up in the trash. A yard sale is where you be - long. A

Gmi 7 G/B Gmi 7 (add4) C 7 F Eb 7 D 7 (#9)

46

yard sale is where you be - long. A yard sale is

Gmi 7 (add4) C 7 F Eb 7 D 7 (#5) D 7 Gmi 7

49

opt. upper harm.

where you be - long.

C 7 F N.C.

Scene 4 CD: 9

(Ornament Set)

Star: Sal, I think that will be enough. You are upsetting Angel. All of us have our imperfections. See, one of my star points is chipped.

Berry: And look at me. I lost some of my berries this year.

Blink: And look, now one of my bulbs is out.

Sal: Well, I must say, I'm in perfect condition. I'm a Salmark... "Only the best" is our motto.

Choir: Angel, don't listen to him. Oh, brother. How annoying. Cut it out, Sal. You are upsetting Angel. etc.

Angel: Don't worry about me, Star. I'll be okay...no matter what becomes of me. Even if I end up in the yard sale box, I know I'll still be okay.

Chris: Maybe we can prop up those wings. I know that lots of Christmas trees have to be propped up. Seems like those dad humans just can't seem to cut straight when they are sawing us down.

Joseph: Angel, you must listen to your friend. You must not give up.

Mary: Yes, Joseph is right. None of us are perfect. Christmas is when we celebrate the birth of the only one who was ever perfect, Jesus. When things are looking down, we must look up.

Star: You're right, Mary. The shepherds were in the field keeping watch over their flocks by night.

Blink: When suddenly an angel appeared. To learn about Jesus they had to look up.

Berry: And when the Wise Men from the east looked for Jesus, they looked up and followed the star.

Chris: Yes, you've gotta look up, Angel. You've just gotta look up!

You Gotta Look Up

CD: 10 Split: 41

Words and Music by
PAM ANDREWS
Arr. by John DeVries

Bluesy, even 8ths ♩ = 70

A Solo

The musical score is written in 4/4 time with a key signature of three flats (B-flat major). It consists of three systems of music, each with a vocal line and a piano accompaniment. The piano accompaniment includes chord symbols and rhythmic markings.

System 1 (Measures 1-3):

- Measures 1-2: Rest.
- Measure 3: **Look out sis-ter;** (Chords: Eb7, G7(#5))

System 2 (Measures 4-6):

- Measure 4: **trou-ble's on the way.** (Chords: Ab6, Eb, Fmi7/Eb)
- Measure 5: **Look out bro-th-er; please do not de-lay.** (Chords: Eb, G7(#5))
- Measure 6: **You're** (Chords: Ab6, Bb7sus, Bb7)

System 3 (Measures 7-9):

- Measure 7: **on the road to dis-as - ter;** (Chords: Eb7, Bbmi7, Eb7)
- Measure 8: **things are look-in' bad.** (Chords: Ab7, G7, Gb7, F7)
- Measure 9: **Got to**



PamAndrewsMusic.com

You Gotta Look Up

9

get your head to- geth - er, find a heart that's filled with glad-ness. —

Eb/Bb C7 F9 Ab/Bb Fmi7 Eb/G Abmaj7 Bb13

12

B a tempo ♩ = 190 Split: 42

choir

You got-ta look

Eb6 Ab9 Eb Ab2/Bb

16

C

up; dear sis - ter, you got-ta look up. You got-ta

Eb Ab9 Eb Ab/Bb

20

spread those wings and fly; you got-ta look up.

Eb Ab9 Eb Bb Cmi7

You Gotta Look Up

23

You got-ta lift that head; stop look-in' down. Get those feet up

$C\sharp^{\circ}$ $B\flat/D$ $E\flat$ $E\flat 7$ $A\flat^9$

27

Split: 1st time: 43 • 2nd time: 45

off the ground. Look up, way up; you got-ta look

A° $E\flat/B\flat$ C^7 F^9 $A\flat/B\flat$

30

D

up.

1. Shep-herds were out in the field
2. Wise men came to seek the King

$E\flat$ $A\flat^9$ $E\flat$ $E\flat$ $A\flat$

You Gotta Look Up

34

keep-ing watch all night. O - ver all their
trav - 'ling from a - far. They looked high up

E \flat G \flat /G Fmi/Ab E \flat

37

wan-d'ring sheep, stars were shin-ing bright.
in the sky, fol - low - ing that star.

E \flat F 7 N.C.

40

Sud - den - ly they looked up high; they trem-bled and_ they
Gold and frank - in - cense and myrrh were gifts that they_ did

E \flat Ab 9

You Gotta Look Up

EDIT--->

The musical score consists of three staves. The top staff is a vocal line in treble clef with a key signature of one flat (Bb) and a common time signature (C). It begins with a whole rest, followed by a quarter rest, then a quarter note G4, an eighth note A4, and another quarter note G4. A double bar line follows, then a quarter note F4, a quarter note G4, and a quarter note A4. A boxed 'E' chord symbol is positioned above the second measure. The lyrics 'You got-ta look up; dear sis-' are written below the notes. The middle staff is the piano accompaniment in treble clef, starting with a Bb2/C chord symbol. It features a whole note chord of Bb2, C4, and G4. The bottom staff is the piano accompaniment in bass clef, also starting with a Bb2/C chord symbol and featuring a whole note chord of Bb2, C4, and G4. A double bar line is present between the first and second measures of the piano parts. In the second measure, the bass line has a whole note chord of F13 (F4, Ab4, C5, Eb5) and the treble line has a whole rest.

50

You Gotta Look Up

52

Musical notation for measures 50-52. The system includes a vocal line and a piano accompaniment. The vocal line starts with a melodic phrase in measure 50, followed by a rest in measure 51, and continues in measure 52. The piano accompaniment provides harmonic support with chords and moving lines in both hands.

- ter, you got - ta look up. F B \flat /C You got - ta

55

Musical notation for measures 53-55. The system includes a vocal line and a piano accompaniment. The vocal line continues from the previous system, with lyrics 'spread those wings and fly; you got-ta look up.' The piano accompaniment features chords F⁶, C, and Dmi⁷.

spread those wings and fly; F⁶ you got - ta look up. C Dmi⁷

EDIT-->

You Gotta Look Up

65 F

up. **You got-ta lift that head; stop look-in' down.**

F C Dmi⁷ D#^o C⁷/E F

69

Get those feet up off the ground. Look up, way

B^{b9} B^o F/C D⁷

72

up; you got-ta look up. Way up, you got-ta look up, got-ta look way

G⁹ B^b/C F/C D⁷ G⁹ B^b/C F/C D⁷

76 opt. solo for low voice (all)

up; you got-ta look up. You got-ta look up. Look up!

G⁹ B^b/C F⁶ F

The musical score is written for voice and piano. It consists of four systems of music. Each system includes a vocal line with lyrics and a piano accompaniment with chords and bass line. The key signature has one flat (Bb). The first system starts at measure 65 with a boxed 'F' above the staff. The second system starts at measure 69. The third system starts at measure 72. The fourth system starts at measure 76 and includes an optional solo for low voice in the final two measures, indicated by 'x' marks above the notes.

Scene 5 CD: 11

(Ornament Set)

Sal: Yes, Angel, even I, Sal-Mark enjoy the heavenly sights. I must say, I do look at the star on the Christmas tree the entire season. And I must admit that looking up makes **me** feel the Christmas spirit. My namesake, Grandfather Salmark always said, "It's always darkest before the dawn."

Star: Sal, is that you? Why, that actually sounded inspiring.

Sal: We Salmarks do have a sensitive side, you know.

Blink: It's the first time we've ever seen your "sensitive side."

Berry: But, I must admit, I like it, Sal.

Chris: You are almost likable.
(To Angel) Angel, looking up is the only answer.

Mary: Yes, Angel. You have to look up. You have a purpose. You brought joy to the little human girl's heart just like the angels announced that joy was coming to the world.

Joseph: That's right, it was the angels that told the shepherds that Jesus was born.

Berry: See me. I am a never-ending circle. I remind humans of Jesus who brought a never-ending love to the world.

Chris: Look at me, Angel. I am an evergreen tree. I don't change with the season. I am always green. I remind humans that Jesus brought them eternal life.

Blink: And I 'm a light. I remind humans that Jesus brought light to a dark world.

Star: And I am a star. I lead people to Jesus.

Angel: I'll try to look up, I'll really try.

Mary: You must remember, Angel. Each of us has a purpose in God's eyes. Angels were the first to announce the King was born. Joy had come to the world. I can hear them now. "Glory to God in the highest heaven, and on earth peace to those on whom his favor rests."

Angels Medley

CD: 12 Split: 48

in a moderate "2" swing feel ♩ = 76

Words and Music by
PAM ANDREWS
Arr. by John DeVries

1 A^b B^bmi^7/E^b A^b9 B^bmi^7/E^b A^b B^bmi^7/E^b A^b2 E^b7^{sus}

5 **A**

An-gels from the realms of glo-ry Wing your flight o'er all the earth;_

A^b B^bmi^7/E^b A^b9 A^b9/E^b D^bmaj^7 A^b/C B^bmi^7 E^b7 A^b D^b/E^b

9

Ye who sang cre - a-tion's sto - ry Now pro-claim Mes -

A^b B^bmi^7 $C^7(\sharp 9)$ C^7 Fmi



PamAndrewsMusic.com

Copyright © 2011 by Pam Andrews Publishing, 1207 Spearpoint Drive, Hendersonville, TN 37075 USA. All Rights Reserved.
UNAUTHORIZED DUPLICATION PROHIBITED BY LAW

Angels Medley

12 **B**

-si ah's birth... Come and wor-ship, come and wor-ship;

15

Wor-ship Christ, He's our new-born King... Come and wor-ship,

18 **Split: 49**

come and wor-ship; Wor-ship Christ, He's our new-born King...

21 **C** Mary

All night, all day,

The musical score is written for voice and piano. It consists of four systems of music. Each system includes a vocal line with lyrics and a piano accompaniment with chord symbols. The key signature is B-flat major (two flats). The first system (measures 12-15) is marked with a 'B' in a box. The second system (measures 15-18) continues the previous system. The third system (measures 18-21) includes a 'Split: 49' box. The fourth system (measures 21-24) is marked with a 'C' in a box. The piano accompaniment features a mix of chords, including triads and dyads, with some chords marked with a '7' or 'SUS'.

Angels Medley

25 choir Mary

an-gels watch - in' o-ver me, my Lord. All night,

Bb Gmi7 Gmi7/C F Gmi7

28 choir Split: 50 D Mary

all day, an-gels watch-in' o-ver me. 1. Je - sus in a
2. Rock-in' Je-sus

Ami7 Dmi7 F/C C7 F Bb Ami7 Gmi7 F Gmi7

32 choir

man - ger lay, — an-gels watch - in' o-ver me, my Lord. —
though the night,

Ami7 Dmi7 Bb Gmi7 Gmi7/C

Angels Medley

35 Mary choir Split: 1st time: 51 • 2nd time: 52

In a bed of straw_ and hay,_ an-gels watch - in' o - ver
Wake Him with the morn - ing light,_

F Gmi⁷ Ami⁷ Dmi⁷ F/C Gmi⁹ C⁷

38 1. 2. E choir

me. me. All night, all day,

F B^b Ami⁷ Gmi⁷ F F/E D⁷ G Ami⁷ B⁷ Emi⁷


EDIT--->

EDIT--->



O come, all ye faith - ful,

G Ami/G



joy - ful and tri - um - phant, O come ye, O come_ ye to Beth - le-

Gmaj⁷ F#mi⁷(b5) B⁷ Emi D/F# Gmaj⁷ A⁷

57 Split: 54

hem; Come and_ be - hold Him, born the King of

D D/C Bmi Ami G Ami G D/F# G Emi A/C#

Angels Medley

61 G

an - gels. O come let us a - dore Him, O come let us a -
 opt. choir 2

O come; O come.

D C/D D^{SUS} C²/D D^{SUS}

65 Split: 55

dore Him, O come let us a - dore Him, Christ the

O come let us a - dore Him, Christ the

D^{SUS} D G Ami G D/F#Emi D G/B C Cmaj⁷/D D⁷

EDIT--->

EDIT--->

75

come and wor-ship; Wor-ship Christ, He's our new -

B7 B7/D# Emi Ami7 G/B D7sus

78

born King, New-born King, new-born King,

D G7 C/D G7 C/D G7

opt. upper harm.

81

new-born King.

C/D G7 Ami/G G

PamAndrewsMusic.com

Scene 6 CD:13

(Ornament Set)

Sal: (Sigh) All this joy is making me tired. I am ready to crawl into my Official Salmark box and catch some z's.

Berry: Me, too, Sal. I'm feeling that wreath box.

Blink: Yes, I need a few bulbs replaced an then off to the light box I go.

Star: Me, too. Tomorrow we'll all go back to our boxes.

Chris: (Yawns) Oh, yes, tomorrow is a big day. You need to get some rest, too Angel. Don't worry. Everything will be okay.

Angel: I know everything will be all right. You all go ahead to your boxes and get some rest. I think I will just wait here on my table and enjoy the last few minutes of Christmas.

(The choir raises the brown material to look as if they are now in a box.)

(Living Room—Leigh enters and picks up the angel.)

Leigh: There you are, Little Angel. I was worried about you. I'm sorry about your wing. Just know, I think you're still pretty. Don't worry, Angel. I'm here for you. You know, my grandma is always saying...when you're worried, turn to Jesus. She says to pray and pray and pray and pray. Then, you will find peace. So before I go to sleep tonight, I'm going to say a prayer and ask Jesus to keep you safe.

Dear Lord

CD: 14 Split: 56

Words and Music by
PAM ANDREWS

Arr. by John DeVries

Reverently ♩ = 82

1

F² D/F# C/G A⁷/C# Dmi⁷ G⁷SUS G⁷

4 Leigh (all times. + choir 1 on D.S.) **A**

Dear Lord, I know you hear me. Dear
Angel second time only + choir 2 on D.S.

C^{SUS} C C Al-le-lu-ia. Dmi⁷ Al-le-lu-ia.

7

Lord, I know you are. Dear Lord, I know You're

Al-le-lu-ia. Al-le-lu-ia. Al-le-lu-ia.

G⁷SUS G⁷ C Emi/B Ami⁷ Ami⁷/G



PamAndrewsMusic.com

Dear Lord

10

Split 1st time: 57 • 2nd time: 59 • 3rd time: 62

with me. Dear Lord, I know You're there. You are my

Al-le-lu-ia. Al-le-lu-ia. Al-le-lu-ia.

F G⁷SUS G⁷ C C/E

13

B

friend; You're with me to the ver - y end. You are my

You are my friend to the ver - y end.

F F/G C Ami⁹

15

Lord; You are my King. You are my

You are my Lord You are my King.

Dmi⁷ G⁷ C C/E

Dear Lord

17

hope; You are my peace for - ev - er more. Oh yes, dear

You are my hope peace for - ev - er more.

F D/F# C/G A7/C#

19 Split 1st time: 58 • 2nd time: 60 1.

Lord, I know You're there. Dear

Oh yes, dear Lord

Dmi7 G7sus G7 Csus C Csus C

22 2. Leigh C

there. You have the answer to all my

I know You're there.

Csus C Csus C A7/C# Dmi G

64

25

Dear Lord

ques- tions. And You will

C A7/C#

28

Detailed description: This block contains the piano accompaniment for the first system of the song. It features a vocal line in the upper staff and a piano accompaniment in the lower staff. The vocal line has two phrases: "ques- tions." and "And You will". The piano accompaniment consists of chords in the right hand and a bass line in the left hand. The chords are labeled as C and A7/C#. The page number 28 is written at the bottom left of the piano staff.

EDIT--->

choir 1

Detailed description: A single musical staff for the first choir part. It shows a few notes in the key of D major, including a whole note D5 and a half note E5.

Dear

Detailed description: A musical staff for the word "Dear". It shows a whole note D5.

A Bmi⁷ A/C# F#mi/A

Detailed description: This block contains the piano accompaniment for the second system. It features a vocal line in the upper staff and a piano accompaniment in the lower staff. The vocal line has four phrases: "A", "Bmi⁷", "A/C#", and "F#mi/A". The piano accompaniment consists of chords in the right hand and a bass line in the left hand. The chords are labeled as A, Bmi⁷, A/C#, and F#mi/A. The page number 28 is written at the bottom left of the piano staff.

35

D

Dear Lord

Lord, I know you hear me. Dear Lord, I know you

choir 2

Al-le-lu-ia. Al-le-lu-ia. Al-le-lu-ia.

D Emi⁷ A⁷SUS A⁷

38

care. Dear Lord, I know You're with me. Dear

Al-le-lu-ia. Al-le-lu-ia. Al-le-lu-ia.

D F#mi/C# Bmi⁷ Bmi⁷/A G

41

Split: 64

Lord, I know You're there. You are my

Al - le - lu - ia. Al - le - lu - ia.

A⁷SUS A⁷ D D/F#

Dear Lord

43 **E**

friend; You're with me to the ver - y end. You are my

You are my friend to the ver - y end.

G G/A G/D D Bmi⁹

45

Lord; You are my King. You are my

You are my Lord You are my King.

Emi⁷ A⁷ D D/F#

47

hope; You are my peace for - ev - er more. Oh yes, dear

You are my hope peace for - ev - er more.

G E/G# G/A D/A B⁷/D#

The musical score is written for guitar and voice. It consists of three systems of music. Each system includes a vocal line (treble clef) and a piano accompaniment (grand staff). The key signature is one sharp (F#), and the time signature is 4/4. The first system (measures 43-44) has a key signature change to two sharps (F# and C#) and includes a box labeled 'E' above the first measure. The second system (measures 45-46) continues in two sharps. The third system (measures 47-48) continues in two sharps. Chords are indicated by letters above the piano accompaniment. The lyrics are written below the vocal line.

Dear Lord

49

Lord, I know You're there. Oh yes dear

Oh yes, dear Lord I know You're there.

Emi⁷ A⁷sus A⁷ D B⁷/D[#]

51

Split: 65

Lord, I know You're there.

Oh yes, dear Lord I know You're there.

Emi⁷ A⁷sus A⁷ DSus D rit.

53

Slowly Angel and Leigh only

I know You're there.

D/A A⁷(omit3) D

Ped. 8^{vb}

(At the end of the song, Leigh exits.)

Scene 7 CD: 15

(Living Room—Mom, Dad and Matt enter)

Mom: (Yawns) Okay, that box is ready to go.

Dad: Okay, honey, your wish is my command.

Matt: Hey, mom.

Mom: So you're already up and dressed. Great! Where's your sister?

Matt: Still sleeping.

Mom: I think she was having a hard time sleeping last night. Let's let her sleep a little longer.

Matt: So, what can I do to help out, mom?

Mom: Well, all these decorations are boxed and ready to go to the attic.

Matt: What about the angel, should she go in the box?

Mom: No, just leave the angel on the table I'll take care of it later. I'm heading to the attic to help dad.

Matt: Sure thing, mom. (Mom exits.) (Matt puts all the decorations in the box leaving the angel sitting on the table.)

(Ornament Set—The decorations appear in and around the storage box.)

Chris: Jump, Angel. I'll catch you.

Choir: Jump Angel, you can make it. Come on, jump. Go for it, Angel!

Star: She can't jump that far. Do you think you could fly?
Just use every aerodynamic wing effort you've got. You must make it into our box.

Choir: Fly Angel, fly. Come on. Spread your wings, Angel. Fly. You can do it.

- Angel: (Angel begins to flap her wings.) It's no use. I can't fly with this broken wing.
- Blink: I'm so sorry, Angel.
- Berry: Me, too. This is just terrible.
- Sal: I think I might cry. (Sal blows his nose)
- Joseph: We're very sorry, Angel. You will be missed.
- Mary: Please do not give up, Angel. I feel sure that there's something special out there waiting for you.
- Angel: Thanks Mary. It's okay, everyone. I'll be fine. I'm sure you're right,. Maybe there's a home out there for me...even if I have to find it through a yard sale. (Mom and Leigh enter)

(Living Room—Mom working, Leigh enters.)

- Mom: Leigh, you're up. I thought I heard you tossing and turning last night. Is everything okay?
- Leigh: I had a hard time getting to sleep, Mom. I kept worrying about the angel. I see she's not in the box. Please don't put her in the yard sale, Mom! Please!
- Mom: Don't worry, Leigh. I had a hard time sleeping, too. I kept thinking about that little angel and what we talked about last night.
- Leigh: What do you mean, mom?
- Mom: Remember, you all kept saying that you wished Christmas could happen all year through?
- Leigh: Yes, I remember.
- Mom: Well, I found some glue and glitter and I am going to fix the wing on that little angel and sprinkle her with glitter. Then, I am going to leave her out on the table. Then, all through the year when we see her, we will remember Christmas... remember Jesus and how He came to earth for us.

Leigh: Mom, that's a great idea! You seem to always be able to make things better. My prayer has been answered. I love you, mom!

Mom: Thanks, Leigh. I love you right back. I think you and Matt had a great idea. Remembering Christmas and Jesus every day is something we should definitely do. Christmas should be on our hearts and minds every day. And every time we see the angel we will remember...remember Jesus. I really love that idea.

Remember Jesus Every Day of the Year

CD: 53 Split: 66

Moderately ♩ = 70

Words and Music by
PAM ANDREWS
Arr. by John DeVries

1 mom: **A**

The musical score is written in 4/4 time with a key signature of two flats (Bb and Eb). It consists of three systems of music, each with a vocal line and a piano accompaniment. The piano accompaniment includes chord symbols above the notes. The first system (measures 1-3) features a vocal line with a 'mom:' marking and a boxed 'A' above it. The piano accompaniment has chords: Abmaj7, Gmi7, Fmi7, Bb7sus, and Ebmaj7. The second system (measures 4-6) has chords: Fmi9, Fmi7, Fmi/Bb, Ab/Bb, Bb7(b9), Ebmaj7, Bbmi7, and Eb7. The third system (measures 7-9) has chords: Abmaj7, Bb/Ab, Gmi7, and C7(b9).

De - cem - ber twen - ty - fifth, what a
 bless - ed day The birth - day of our bless - ed King, we love to cel - e - brate. We sing of
 Christ - mas joy; we sing of Christ - mas peace. We pray that



PamAndrewsMusic.com

Copyright © 2011 by Pam Andrews Publishing, 1207 Spearpoint Drive, Hendersonville, TN 37075 USA. All Rights Reserved.
UNAUTHORIZED DUPLICATION PROHIBITED BY LAW

Remember Jesus Every Day of the Year

9

Split: 67 *rit.*

B

a tempo ♩ = 82

day will nev-er pass; let won-ders nev-er cease.

Fmi7 Fmi9/Bb Fmi7/Bb Bb9 N.C.

rit.

12

choir

C

Re-mem-ber Je-sus eve-ry day of the year. Re-mem-ber

Ab/Bb Eb² Eb Eb/D C7sus C7

15

Je - sus and His Christ-mas cheer. The

Eb/F Fmi7 Fmi7/Bb Bb7 Eb Bb/D Cmi7 Eb/Bb

17

opt. lower harm.

Ho - ly Child born in Beth-le-hem came the world to save. Re-mem-ber

Abmaj⁹ Ab/Bb B° G/B Cmi

Remember Jesus Every Day of the Year

19

Je - sus, re-mem-ber Him ev - er - y day. Re-mem-ber

Fmi⁹ Fmi⁷ Fmi⁷/B \flat B \flat ⁷ Cmi Cmi/B \flat

21

Split: 68

Je - sus, re-mem-ber Him ev - er - y day.

Fmi⁹ Fmi⁷ Fmi⁷/B \flat B \flat ⁷ E \flat B \flat /D Cmi A \flat ma \flat 7 G^{SUS} G

24

D

Je - sus, You hear us when we pray. Je - sus, You hear each word we say.

Cmi(add²) Cmi Cmi(add²)/B \flat Cmi/B \flat A \flat G^{SUS} G

EDIT--->

Remember Jesus Every Day of the Year

EDIT--->

♩ E

Re-mem-ber Je-sus eve-ry day of the year.

B \flat /C F² F F/E

35

Re-mem-ber Je - sus and His Christ-mas cheer.

D⁷_{sus} D⁷ F/G G m i⁷ G m i⁷/C C⁷

Remember Jesus Every Day of the Year

37 opt. lower harm.

The Ho - ly Child_ born in Beth - le - hem

F C/E Dmi⁷ F/C Bbmaj⁹ Bb/C

39

came the world to save. Re - mem - ber Je - sus, re - mem - ber Him ev - er - y day.

C#^o A/C# Dmi Gmi⁹ Gmi⁷ Gmi⁷/C C⁷

41

Re - mem - ber Je - sus, re - mem - ber Him ev - er - y day.

Dmi Dmi/C Gmi⁹ Gmi⁷ Gmi⁷/C C⁷

43 Split: 70

F F/E Dmi⁷ G

The image shows a musical score for a piano accompaniment. It consists of four systems of music, each with a vocal line and a piano accompaniment. The key signature is one flat (B-flat major). The first system (measures 37-38) has the lyrics 'The Ho - ly Child_ born in Beth - le - hem' and chords F, C/E, Dmi⁷, F/C, Bbmaj⁹, and Bb/C. The second system (measures 39-40) has the lyrics 'came the world to save. Re - mem - ber Je - sus, re - mem - ber Him ev - er - y day.' and chords C#^o, A/C#, Dmi, Gmi⁹, Gmi⁷, Gmi⁷/C, and C⁷. The third system (measures 41-42) has the lyrics 'Re - mem - ber Je - sus, re - mem - ber Him ev - er - y day.' and chords Dmi, Dmi/C, Gmi⁹, Gmi⁷, Gmi⁷/C, and C⁷. The fourth system (measures 43-44) has a 'Split: 70' box and chords F, F/E, Dmi⁷, and G. The piano accompaniment is written in a grand staff with treble and bass clefs. The vocal line is in a single treble clef. There are some rests and ornaments in the vocal line. The piano accompaniment features block chords and moving bass lines. The score ends with a double bar line and repeat dots.

Remember Jesus Every Day of the Year

45 **F** *Jesus Is the Sweetest Name I Know, Traditional*
opt. lower harm.

Je - sus is the sweet - est name_ I know, And He's

C F²/C C F²/C C³

47

just the same as His love - ly name, And

G/B G F/G F/C C²

49

that's the rea - son why I love_ Him so; Oh,

C F²/C C A

EDIT--->

Remember Jesus Every Day of the Year

G opt. lower harm.

EDIT--->

Ho - ly Child__ born in Beth - le - hem

Bbmaj⁹ Bb/C

came the world to save. Re - mem - ber Je - sus, re - mem - ber Him ev - er - y day.

C#^o A/C# Dmi Gmi⁹ Gmi⁷ Gmi⁷/C C⁷

58 Re - mem - ber Je - sus, re - mem - ber Him ev - er - y day. Re

opt. upper harm.

Dmi Dmi/C Gmi⁹ Gmi⁷ Gmi⁷/C C⁷ F Bb/F F

61 mem - ber, re - mem - ber Je - sus!

Gmi/F Fmaj⁷ Bb/C C F

Scene 8 **CD: 17**

Angel: (Angel moves center stage.)
Christmas is a wonderful time of year. We enjoy the decorations and the spirit of the holiday. But, should Christmas last only one day? Should the joy of Christ coming to earth only be celebrated on December 25th? The joy of Jesus' birth should only begin on that special December day. Christmas joy should last in the hearts of everyone the entire year. Remember the story of Jesus at Christmas, but continue to carry His joy throughout the year. Then, the night after Christmas and all the following days and nights will be wonderful because Christmas will be in our hearts every single day.

Christmas Should Happen Each Day—Final

CD: 18 Split: 73

Joyfully, with energy ♩ = 94

Words and Music by
PAM ANDREWS
Arr. by John DeVries

1 D² Bm⁹

3

1. 'Twas the

Emi7(add4) G A

5 A

night af-ter Christ-mas, and all through the earth The
(2.) year af-ter Christ-mas, and hearts were a-glow 'Cause

D² C²



PamAndrewsMusic.com

Copyright © 2011 by Pam Andrews Publishing, 1207 Spearpoint Drive, Hendersonville, TN 37075 USA. All Rights Reserved.
UNAUTHORIZED DUPLICATION PROHIBITED BY LAW

Christmas Should Happen Each Day—Final

7

world was re - joic - ing be - cause of His birth. The
 Je - sus was shared so the world all could know That

Ami⁹ D²

9

joy of His com - ing has r
 Je - sus could save them and l

Emi⁷

EDIT--->

Christmas Should Happen Each Day—Final

13 **B**

Ho - san - na, ho-san-na, sing al - le-lu-ia. Ho

G A D C² D/C C

16

san - na, ho - san - na, sing to God's on - ly Son.

Emi⁷ Ami⁷ D⁷

18

Glo-ry be to God, and glo-ry in the high - est. Ho -

G² Bmi⁷

20

san - na, ho - san - na, al - le - lu - ia. sing

Emi⁷ F#mi⁷ Bmi⁷ *p*

The musical score is written for a piano and voice. It consists of four systems of music, each with a vocal line and a piano accompaniment. The key signature is one sharp (F#), and the time signature is 4/4. The score includes lyrics and guitar chord symbols. The first system (measures 13-15) is marked with a 'B' in a box. The second system (measures 16-17) continues the lyrics. The third system (measures 18-19) includes the phrase 'Ho -'. The fourth system (measures 20-21) ends with a piano dynamic marking 'p'.

Christmas Should Happen Each Day—Final

22

mf opt. upper harm. *f*

al - le - lu - ia. Sing al - le - lu - ia; sing

F#mi7 Bmi7 F#mi7 Bmi7

p *mf*

EDIT--->

27

2. Split: 77 90 Swing

al - le - lu - ia. We're here to

A D CSus C

f

30 C

cel - e - brate, cel - e - brate the new - born King.

Bb9 F6 Bb9 F6 Bb C7 F6

Christmas Should Happen Each Day—Final

33

We're here to cel - e-brate, cel - e-brate, al - le -

B \flat ⁹ F⁶ B \flat ⁹ F⁶

36

lu - ia we sing. Je - sus is the rea-son we

G⁷ G⁷(#5) G¹³ C⁹ B \flat ⁹ F⁶

40

The image shows a musical score for a song. It consists of two systems of music. Each system has a vocal line (treble clef) and a piano accompaniment (grand staff). The key signature is B-flat major (two flats). The first system starts at measure 33 and ends at measure 35. The second system starts at measure 36 and ends at measure 40. The lyrics are: 'We're here to celebrate, celebrate, alleluia we sing. Jesus is the reason we'. Chord symbols are provided below the lyrics: Bb9, F6, Bb9, F6 for the first system; G7, G7(#5), G13, C9, Bb9, F6 for the second system.

EDIT--->

Christmas Should Happen Each Day—Final

46

born; He is born! — Let's cel - e-brate, yes,

F Bb⁹ F⁶ Bb⁹ F⁶

49

cel - e-brate: Je - sus, Je - sus, is

Bb⁹ F⁶ Gmi⁷ F/A Bb Bbmaj⁷/C

52 Split: 78 ♩ = 94 opt. upper harm.

born; He is born! — It's

F⁶ Bb⁹ F⁶ DSUS D D²SUS⁴ C²/D

55 D

Christ - mas; It's Christ - mas. Ex - cite-ment's in the air. It's

D/G G D/G G C G/B

The musical score is written for voice and piano. It consists of four systems of music. Each system includes a vocal line with lyrics and a piano accompaniment with chords and bass line. The key signature is B-flat major (two flats). The time signature is 4/4. The score includes various musical notations such as rests, accidentals, and dynamic markings. The piano part features a mix of chords and arpeggiated figures. The vocal line is written in a clear, legible font with lyrics placed below the notes. The score is numbered 46, 49, 52, and 55 at the beginning of each system. There are also performance instructions like 'Split: 78' and 'opt. upper harm.'.

Christmas Should Happen Each Day—Final

57

Christ - mas; it's Christ - mas. Smiles are eve - ry-where The

D/E Emi D/E Emi Cmaj⁷ D

59

star a - top_ the Christ-mastree shines out bright for all to see.

D#^o B/D# Cmaj⁹ Emi

61

Joy has come for you and me. It's Christ-mas, it's Christ-mas, the

Ami⁷ D D Emi Ami⁷ G/B

63

best day of_ the year. It's

Ami⁷ DSUS Emi Emi/D Cmaj⁷ Cmaj⁹

Split: 79

Christmas Should Happen Each Day—Final

Christ-mas, it's Christ-mas, the best day of the year. It's Christ-mas; it's

D Emi Ami⁷ G/B Ami⁷ DSUS G D/G G

67

Christ - mas. It's Christ - mas!

D/B G/B D G/D DSUS G

Twas the Bow Music

CD: 19 Split: 80

Joyfully, with energy ♩ = 94

Words and Music by
PAM ANDREWS
Arr. by John DeVries

1 G A A D C²

4 Emi⁷ Ami⁷ D⁷ G²

7 Bmi⁷ Emi⁷ F#mi⁷ Bmi⁷

10 F#mi⁷ Bmi⁷ F#mi⁷ Bmi⁷ A⁷ D

Split: 81

p *mf* *f*



PamAndrewsMusic.com

Copyright © 2011 by Pam Andrews Publishing, 1207 Spearpoint Drive, Hendersonville, TN 37075 USA. All Rights Reserved.
UNAUTHORIZED DUPLICATION PROHIBITED BY LAW

Twas the Bow Music

13 C^{SUS} C **B** B^{b9} F⁶ B^{b9} F⁶

17 B^b C⁷ F⁶ B^{b9} F⁶ B^{b9} F⁶ G⁷ G⁷(#5) G¹³

22 C⁹ B^{b9} F⁶ B^{b9} F⁶

27 B^{b9} F⁶ B^{b9} F⁶ G^{mi7} F/A B^b B^bmaj⁷/C

31 F B^{b9} F⁶ B^{b9} F⁶ B^{b9} F⁶

35 G^{mi7} F/A B^b B^bmaj⁷/C F B^{b9} F⁶

Twas the Bow Music

Split: 82

39 $\text{♩} = 94$ opt. upper harm. **C**

It's Christ - mas; It's Christ - mas. Ex -
D/G G D/G G

41
cite-ment's in the air. It's Christ - mas; it's Christ - mas.
C G/B D/E Emi D/E Emi

43
Smiles are eve - ry-where The star a - top the Christ-mas tree
Cmaj⁷ D D^{#o} B/D[#]

45
shines out bright for all to see. Joy has come for you and me. It's
Cmaj⁹ Emi Ami⁷ D

Twas the Bow Music

Christ - mas, it's Christ - mas, the best day of the

D Emi Ami⁷ G/B Ami⁷ DSUS

year. It's Christ - mas, it's Christ - mas, the

Emi Emi/D Cmaj⁷ Cmaj⁹ D Emi Ami⁷ G/B


best day of the year. It's Christ - mas; it's

Ami⁷ DSUS G D/G G

Christ - mas. It's Christ - mas!

D/B G/B D G/D DSUS G

Preschool



Love Came Down at Christmas

is a delightfully simple, easy-to perform, Christmas program for preschoolers.

Three flexible performance options.

Drama

Join Dovey as she shows Donkey his important role in the Christmas story.

or

Narrations

or

Simple speaking parts for your preschoolers

songs


The Friendly Beasts

Love Came Down at Christmas


Away in the Manger

Love Came Down at Christmas/Merry Christmas Sing It Loud!


Collections



Teach your young children the truths of God's Word through these 10 easy-to-sing songs just for them.



Teach your young children about living in God's world. Get the wiggles out with these 10 easy-to-learn, clap, snap and sing songs.



Teach your young children principles of the Christian life through these 10 easy-to-sing songs about friends, family and special holidays.

PamAndrewsMusic.com

Easter Musicals

- Stereo Listening CD • Split Track • Piano/Vocal • Choral Books • Kids' Scores
- Production Notes • Running Script • Spiritual and Musical Lessons
- Devotional Lessons • Movement Scripts • Movement DVD

IMAGINE EASTER

An Easter Musical for Children

Nine songs with narration.
Unison with optional solos and harmony.
Features the song by "Mercy Me,"
"I Can Only Imagine."

The Easter Story is like no other ever told.
Though it's been heard for over two thousand years,
we still delight in its message of hope and renewal.

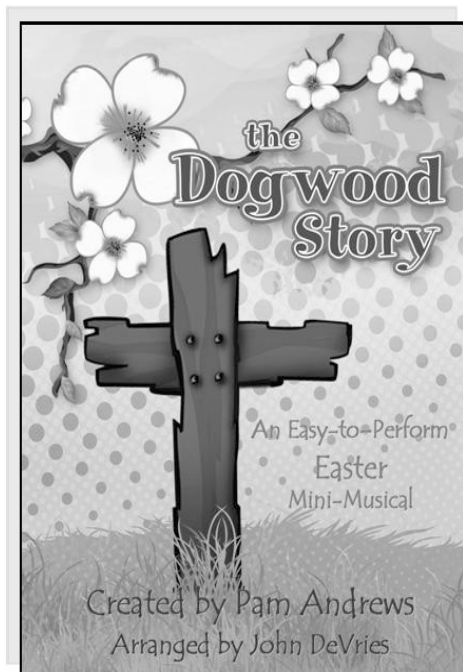

It's a true story of God's wondrous
love for you and me.

It's full of excitement and suspense, adventure,
betrayal and deception.

And just when you think the bad guys have won ...
there's a surprise ending!

Easter is a story of great mystery, intense
excitement, and betrayal.

But most of all, it's the story of a miracle ...
the miracle of salvation.



the Dogwood Story


An Easy-To-Perform
Easter Mini-Musical
for Children

The Dogwood Story,
a mini-musical for children,
is perfect for every size
choir and any budget,
big or small.

Allow your children
to explore the meaning
of Easter through the
story of the
dogwood tree.

Seasonal Musicals

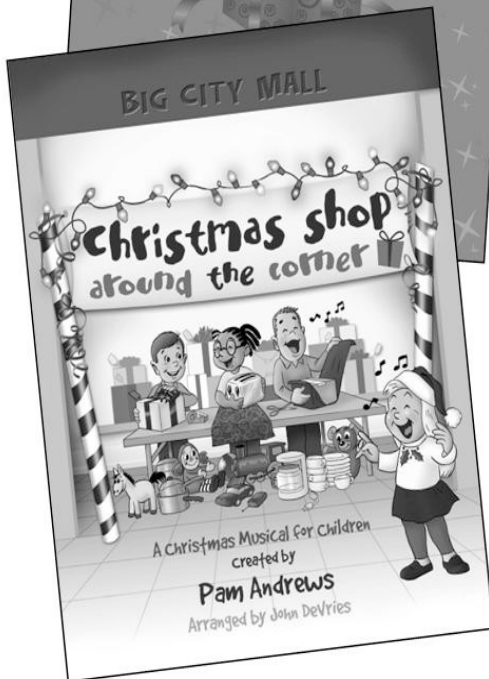
- Stereo Listening CD • Split Track • Choral Books • Kids' Scores
- Production Notes • Running Script • Spiritual and Musical Lessons
- Devotions • Movements Scripts • Movement DVD



Mini



Major




Preschool

Non-Seasonal Musicals

I'm Gonna Sing!

A Praise and Worship
Mini-Musical Experience for Kids

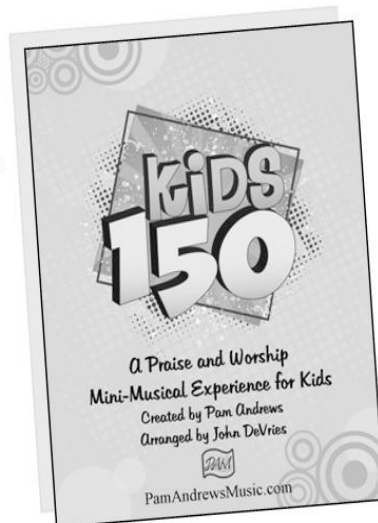


God, the Father created us. God, the Son Jesus came to provide us eternal life through His sacrifice. God, the Holy Spirit came to guide us each day. These important biblical concepts are found in this wonderful, easy-to-sing mini-musical which is perfect for all occasions. Your children will enjoy the upbeat songs while hiding the love of God in their hearts.

KIDS 150

A Praise and Worship
Mini-Musical
Experience for Kids

Provide a fun and rockin' praise and worship experience for your children. They will enjoy the contemporary sound of the music and you will love the hopeful and positive message this mini musical expresses. There is also an optional congregational ending.




The PROMISE CRUISE

Join the Wake Up! World television news-show hosts as their guests tell the story of God's saving grace—a message just as relevant today as in Noah's time.

Through the flood, God preserved Noah in the ark, a picture of our life in Christ. These clever and entertaining songs will help your children remember the redeeming love of our Lord long after your production. From talking animals to power tools,


this musical will appeal to everyone.



Land of the Giants

In *Land of the Giants* everything is larger than life. The Giants, a little league team, realizes their chances of a winning season seem unlikely due to their inexperience and lack of talent. They are especially worried

about facing the Phillies-Team, who have the biggest, baddest, batting line-up in the area. As they begin practicing, their ball accidentally flies over the fence. They climb through a loose board and discover the **Land of the Giants**—a land where grass towers over their heads and soda cans are bigger than barrels. They meet Hopper, a cool critter from this new world who introduces the kids to great faith lessons from the Bible using some interesting Bible personalities. The message of courage and faith in God as well as some of the coolest songs ever will inspire you and your kids.



PamAndrewsMusic.com

I am so excited about this musical! I love it! The Lord gave us real joy in the characters and some of His best in songs. My thanks go to John and Ramelle for all their hard work and for Rob Haines, my recording friend. He is a great guy who works tirelessly to make musicals like this happen for Pam Andrews Music.

Rob's wife, Pam, is a great friend. She is lovely in every way. Rob told me recently that he has been married to his sweet Pam for 29 years. When he said it, I saw real joy and love in his eyes. So, right then, I knew that this musical that inspires us to have the eternal joy in our hearts of the Lord should be dedicated to a love that has existed on this earth for 29 years. Yay, Rob and Pam! We love you both!

Thank you for all your work for the Lord. Just know I am here if you need anything. We have excellent resources available at Pam Andrews Music. Resource materials and the movement video make the production simple to produce. Also, this musical has a wide range and even some adult characters making casting even work for the smallest of choirs.

Have fun and know I really love you in the Lord!!!
Directors, thank you for all you are doing for the Lord with children. You are making a real difference in the world.

Living for Jesus!

Pam Andrews

You may contact Pam through the Pam Andrews Music.com website or at pamandrewsmusic@comcast.net.

Cast:

Announcer
Dad
Mom
Matt
Leigh
Angel
Chris
Berry
Blink
Star
Sal
Mary
Joseph

For T-shirt and backdrop information contact:

Tom Roland
Personalized Gifts and Apparel
888-898-6172
www.pg4u.com
OR info@pg4u.com

Twas the Night After Christmas

The annual Christmas celebrations are over.

A family is about to store away the decorations when the mom decides to separate some of the decorations for a yard sale. The angel is worn and has a broken wing because she is a favorite toy of the daughter, Leigh. Should the angel go to the yard sale? The joy is that in the musical, the decorations actually come to life and console the angel. But in the end, the mom uses the broken angel to remind the family of Jesus and his love throughout the year.

This musical has a wide range and even some adult characters making casting work even for the smallest of choirs.

**It's Christmas
His Name is Jesus
Celebrate
Yard Sale
You Gotta Look Up
Angels Medley
Dear Lord**

**Remember Jesus Every Day of the Year
Christmas Should Happen Each Day-Finale**

Staging suggestions, lesson plans, movement scripts and so much more is available in the
Twas the Night After Christmas Resource Materials.

PamAndrewsMusic.com